

BLACKBOARD ULTRA COURSE VIEW



STUDENT ORIENTATION RESOURCES

This Orientation Presentation was created to introduce UTHSC Students to the Ultra experience! Please review this content and watch helpful videos from the topic playlist!

UTHSC will upgrade Blackboard LMS to its newest version, Ultra Course View, to enhance the user experience.

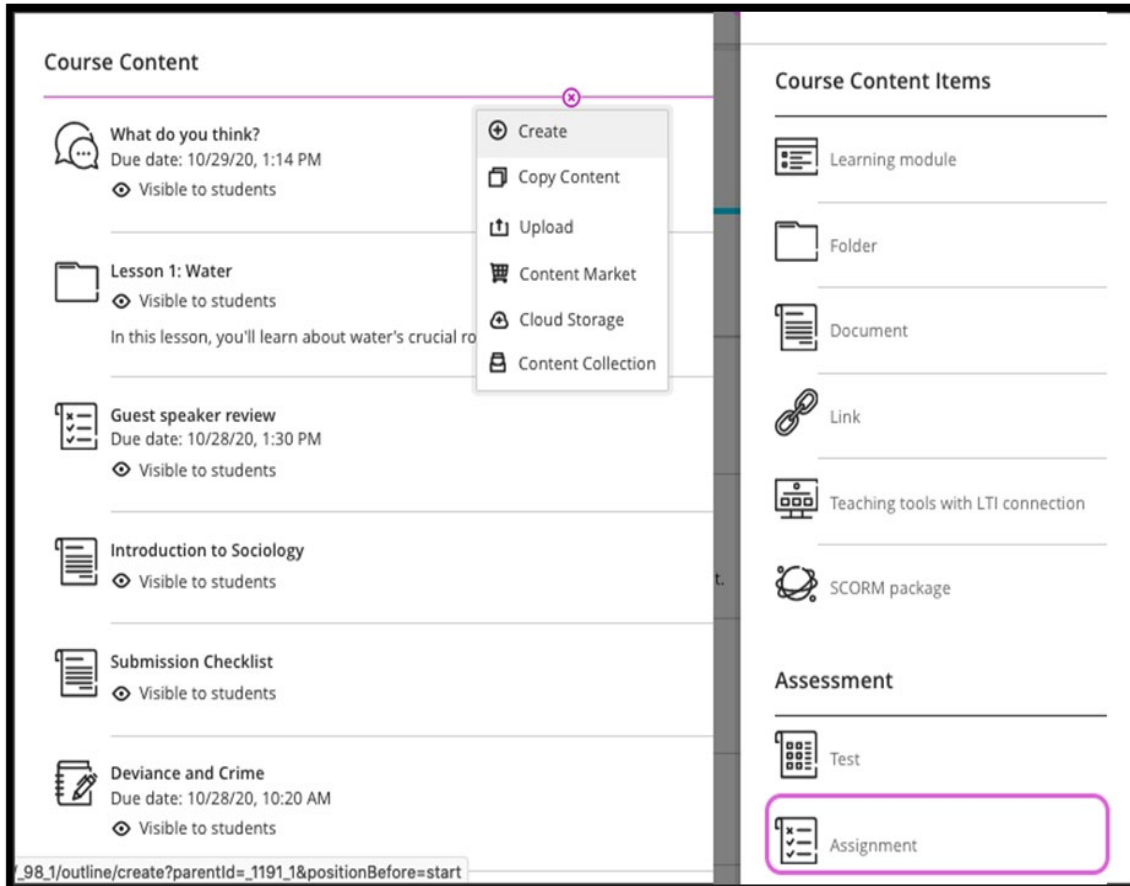
**Banner Registered Spring 2024 Courses
will use Ultra Course View**



WELCOME TO ULTRA COURSE VIEW
STUDENT INTRODUCTION VIDEO LINK

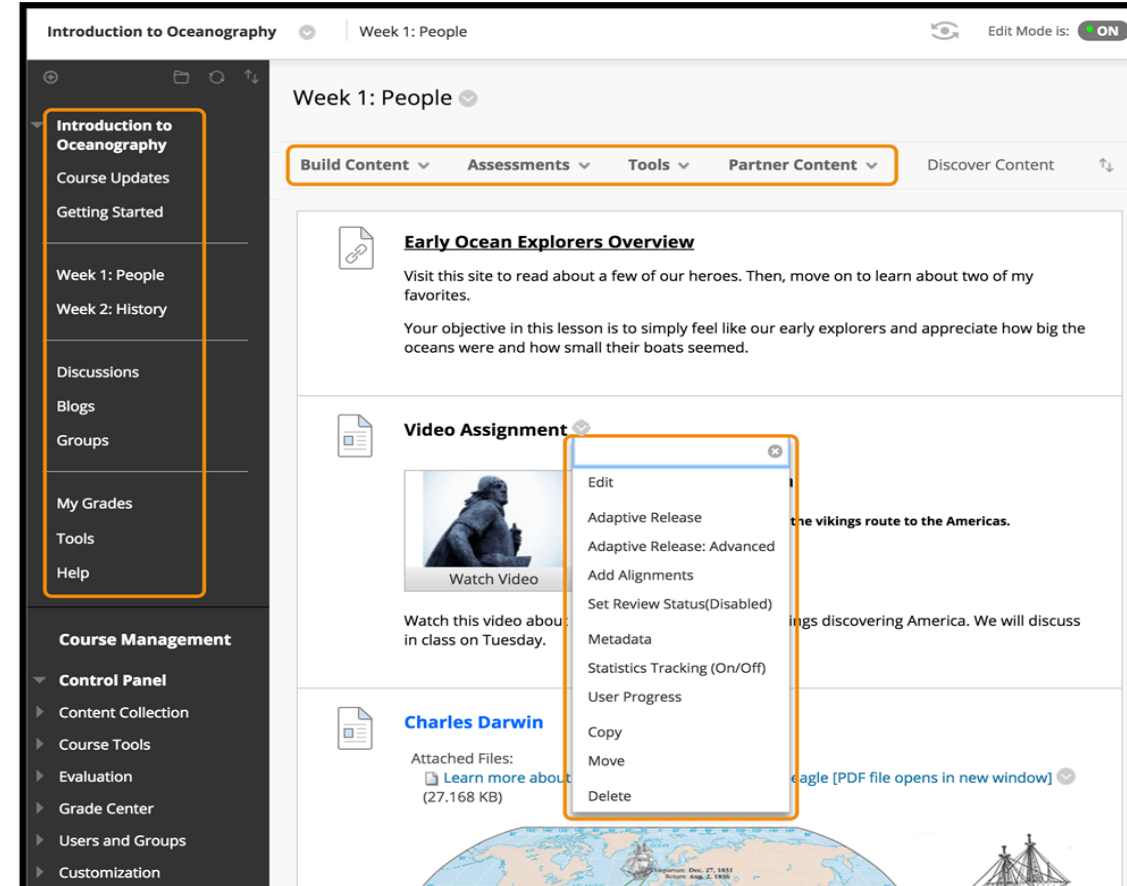
https://youtube.com/playlist?list=PLontYaReEU1vndBOA5qA-u_Gwyh9xk8U3&si=5N4eVXW9ntxC4bxV

Ultra Course View is a simpler and more modern course experience for instructors and students. The workflows and tools are easy to find and use.



VS.

Original Course View is the historical experience that UTHSC has used. It contains many of the advanced tools and workflows that instructors and students are familiar with.



ULTRA COURSE VIEW & YOU!

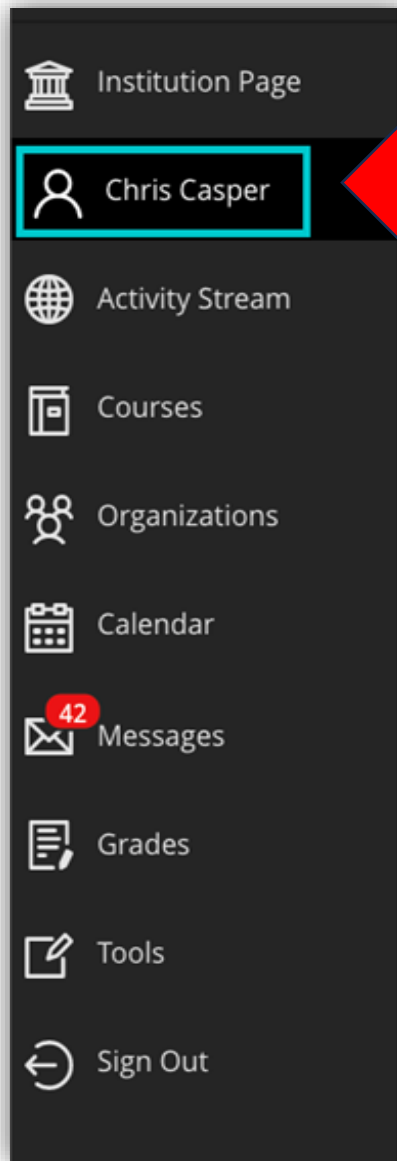
GLOBAL SETTINGS

YOUR PROFILE



NOTIFICATIONS





STUDENT PROFILES

In the list where your name appears, select **YOUR NAME** to access your profile.

Your Profile appears with some information, and you can't delete your profile.



Institution Page

Chris Casper

Activity Stream

Courses

Organizations

Calendar

42 Messages

Grades

Tools

Sign Out



Chris Casper

Basic Information

Full Name	Chris Casper	
Email Address	ccasper@myschool.edu	
Pronouns	he/him	
Student ID	23232	
Password	Change password	

Additional Information

Other Name/Nickname	Add other name/nickname
---------------------	---

Contact Information

Mailing Address	Add mailing address
Phone Number	5555551234 (Mobile)
Business Fax Number	Add business fax number

Job Information

Company	Add company
Job Title	Add job title
Department	Add department

System Settings

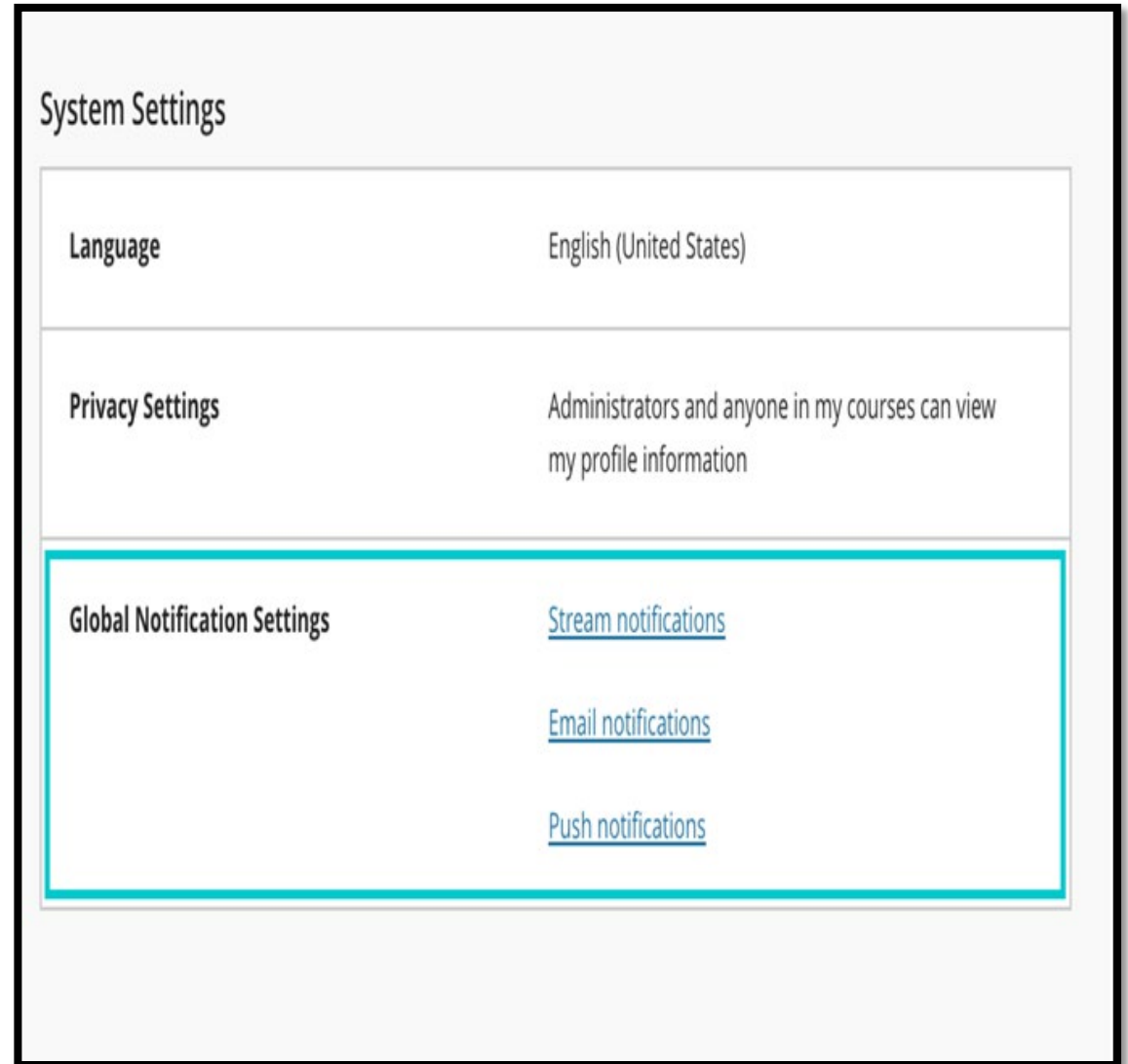
Language	English (United States)
Privacy Settings	Administrators and anyone in my courses can view my profile information
Global Notification Settings	Stream notifications Email notifications Push notifications

Privacy Terms



GLOBAL SETTINGS

Push Notifications:
Messages pop up on your mobile device if you have the [Blackboard App](#) for students installed. You can select which notifications are sent to your device.



The screenshot displays the 'System Settings' page. It features three main sections: 'Language' set to 'English (United States)', 'Privacy Settings' with a description 'Administrators and anyone in my courses can view my profile information', and 'Global Notification Settings'. The 'Global Notification Settings' section is highlighted with a red border and contains three sub-links: 'Stream notifications', 'Email notifications', and 'Push notifications'.

System Settings	
Language	English (United States)
Privacy Settings	Administrators and anyone in my courses can view my profile information
Global Notification Settings	Stream notifications Email notifications Push notifications

STUDENT ULTRA RESOURCES



ULTRA YOUTUBE TUTORIAL VIDEOS FOR STUDENTS

VIDEOS ARE BRIEF AND INCLUDE THE FOLLOWING “HOW TO” TOPICS:

1. EDIT YOUR PROFILE
2. NOTIFICATION SETTINGS
3. USE THE CALENDAR
4. MESSAGES IN BLACKBOARD
5. ACTIVITY STREAM
6. REVIEW ASSIGNMENT FEEDBACK
7. CHECK GRADES
8. WORK IN GROUPS
9. PARTICIPATE IN DISCUSSIONS
10. PEER ASSESSMENTS
11. RELEASE CONDITIONS
12. NAVIGATE INSIDE A COURSE
13. INTRODUCTION TO BLACKBOARD
14. HOW TO SUBMIT AN ASSIGNMENT
15. GRADES WITH RUBRICS
16. HOW TO USE THE CONTENT EDITOR
17. JOURNALS IN BLACKBOARD LEARN

TO WATCH THESE YOUTUBE VIDEOS, PROCEED TO THE NEXT SLIDE!

ULTRA COURSE VIEW -
HOW TO VIDEOS FOR STUDENTS
BY TOPIC PLAYLIST

CLICK [HERE](#)



Blackboard Help for Students - Ultra Course View



**READ HELPFUL ARTICLES
OR REVIEW EXAMPLES OF
VARIOUS COURSE TOPICS!**

**VISIT THE BLACKBOARD
HELP SITE TODAY!**

CLICK [HERE](#)